

## ICNF-2025 EXTENDED ABSTRACT COVER PAGE

Please fill in this page consistently with the content of the extended abstract (next two pages). The cover page is an integral part of the submission that will be therefore 3 pages long in total (1 cover page+2 pages of content).

Title of the extended abstract:

Authors:

Preferred mode of presentation is oral/poster/indifferent (choose one)

Please select the topic of the paper (choose only one of the following by adding the character “x” in the first column at the left of the proper topic):

Select	Topic
	Acoustic Noise
	Biological Systems
	Circuits and Systems
	Electron Devices
	Instrumentation
	Materials
	Photonic
	Reliability
	Theory and Stochastic Processes
	Quantum noise and deviced (special session)
	Other/None of the above

# Extended Abstract Title

N. Surname<sup>1</sup>, N. Surname<sup>2</sup>, N. Surname<sup>1,2</sup>

<sup>1</sup>Department, Institution/Company, City, Country

<sup>2</sup>Department, Institution/Company, City, Country

email address

**Abstract:** A short abstract summarizing objectives and results of the work. Please add proper keywords. Please note that the title and the list of authors in this page must coincide with the title and the list of names reported in the cover page. The “abstract” of the “extended abstract” should be typeset in 11 pt Times New Roman.

Keywords: key1, key2, key3

**Introduction:** The extended abstract must not exceed two pages (plus the cover page). DO NOT use the cover page to include content. The cover page is for administrative purposes only and will be deleted before sending the extended abstract to the reviewers. The body of the template should employ 12 pt Times New Roman. You will be asked to submit a two-pages PDF in compliance with this template. Although strict compliance with this template is not mandatory, please note that the extended abstracts that will be accepted will become part of the conference program, and therefore uniformity in typesetting would be desirable. Should you be willing to employ a different typeset system, please comply with the “typesetting requirements” below.

**Materials and Methods** Section headings can be changed depending on the nature of the paper. Remember that results are expected to be part of the extended abstract. Therefore avoid generic statements: a sufficiently detailed extended abstract is required for the reviewers to provide a sensible evaluation of the proposed contribution.

When appropriate, use figures and charts following typical scientific journal guidelines. Relevant equations can be included in the abstract.

$$I_D \approx I_S \left( e^{\frac{qV_D}{kT}} - 1 \right). \quad (1)$$

Equations and reference citations must be numbered as (1) and [1], respectively. Figures and tables can be grouped in panels, provided they remain readable (see section “Results” below).

**Typesetting requirements** For the abstract preparation, please respect the following format specifications according to this document template. Page: A4, left, right, top and bottom margins 2,5cm. Title: 22pt, Times New Roman. Authors and affiliations: 11pt, Times New Roman. Text (abstract): 11pt, Times New Roman. Text (body): 12pt, Times New Roman. Space between text paragraphs: 6pt. Captions of Figures and Tables: 10pt Times New Roman. References: 10pt, Times New Roman. Do not number pages.

**Deadline and submission process** Please follow the indication on the conference site. Should you have any question or problem, please send an e-mail to [icnf2025.info@gmail.com](mailto:icnf2025.info@gmail.com). Please fill in the cover page carefully. Please remember that the preference for the mode of presentation

is indeed a preference. The implicit understanding is that a proposal for a talk can be moved to poster by the committee.

**Results** Single figures must be centered, numbered, and properly referenced (Fig. 1).






Figure 1: This is the official ICNF-2025 conference logo.

Figures can be grouped in panels (Fig. 2a and Fig. 2b). Using tables to align figures may help.



(a) Orthographic view



(b) Perspective view

Figure 2

## References

1. N. Surname et al., “Title of the Paper”, Journal/Transaction Name, vol. xx, n. x, year, pp. Xx-xx.
2. N. Surname et al., “Title of the Paper”, Proc. of Conference Name or Acronym, year, pp. xx-xx.
3. N. Surname et al., “Title of the Chapter in a Book”, in Title of the Book, publishing house, year, pp. xx-xx.
4. N. Surname et al., Title of the Book, publisher, year.